


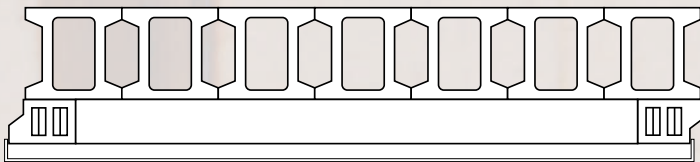


CLAYBURN

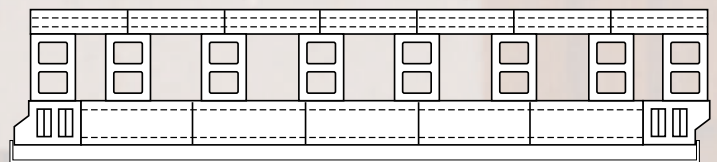
The Foundation of Kiln Car Performance



Accu-Beam Layout



Standard Layout



High Tech Design

- Fewer shapes/less weight
- Increased stability
- +/- 1/32" tolerances
- Increased energy savings

PERFORMANCE KEYS

THERMAL EFFICIENCY	CLEAN FRIENDLY	ENHANCES UNDERDECK AND SIDE FIRED SYSTEMS
<ul style="list-style-type: none"> • Less mass, less heat storage • More space for insulation due to flat top and bottom • Insulation is self-contained and stable 	<ul style="list-style-type: none"> • Flat top surface • Less debris falls through top • Compatible with automatic and hand-cleaning systems 	<ul style="list-style-type: none"> • More air space for heat to reach under the load • Uniform heating maximizes burning efficiencies

Total Overall Savings

LOWER ENERGY COSTS



LOWER INITIAL REFRACTORY COSTS



LOWER INSTALLATION AND REPAIR COSTS



LOWER OVERALL OPERATIONAL COSTS



"Aside from the fact that it is easier to install and maintain the Accu-Beam shaped blocks, the design and configuration of the Accu-Beam car increased our burning efficiencies, improved the quality of our ware and decreased our overall costs over the eight months we have been using the product."

Plant Manager and Accu-Beam User



The Foundation of Kiln Car Performance


Product Offerings

- Complete line of kiln car blocks and refractory products for the structural clay industry

Quality

- ISO certified plant
- State-of-the-Art properties and tolerances


Innovation



- Increased Energy Savings
- Maximum Reliability
- Lower Overall Costs

Engineering Expertise

- Dedicated CAD design capabilities for kiln car refractory
- Customized thermal and structural analysis



Accu-Bloc Kiln Car

Service

- Customer service is located at the manufacturing site, maximizing communication between end users and Clayburn
- Production time is minimized with in-house die manufacturing capabilities
- A combination of strategic inventory and fast turn-arounds exceeds customer needs

Focus

- Kiln car refractory is a **primary** business at Clayburn

Experience

- Over 200 years of combined kiln car service throughout Clayburn manufacturing, sales, engineering and customer service



Accu-Beam Inspection

"Thanks so much for expediting our emergency request. Without your valued help and input we would not have met our kiln car repair schedule."

Assistant Plant Manager

"Clayburn's help with our car design saved us in two areas... initial refractory costs and overall fuel savings."

V.P. Production

"Clayburn continues to provide quality products, competitive pricing and timely delivery... they're a great supplier."

Plant Manager